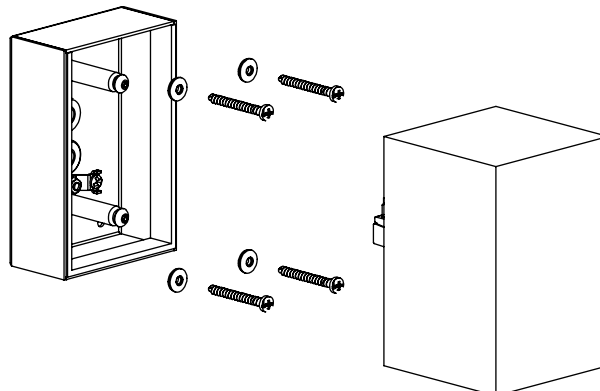


quant


instructions for use

1. Conduct mains cable through cable entry point of the wall bracket. Conduct aperture in cable entry point in such a way that density is assured.
2. Attach the wall bracket. Pay attention of position „top“. Use the washer gaskets with rubberized face showing to the wall bracket. At mounting holes which are not used arrange for density.
3. Establish protective conductor connection and conduct electrical junction.
4. Snap the light-housing to the wall bracket.



light technology:

IvyLight-technology
230V Power LED / 3000K
system performance: 8 W/600 lm


 EEC


technical information:

operating voltage 230V / 50Hz

 protection class

 safety class 1

 Luminaire is suitable for mounting on normal inflammable fixing surfaces.

 conformity mark

maintenance:

Disconnect the electrical installation.

This luminaire contains built-in LED lamps. The lamps cannot be replaced in the luminaire.

dimming:

The luminaire can be dimmed with an approved leading- or trailing edge dimmer. Please contact IP44.de service center for a list of approved dimmers.

care:

Regularly clean luminaire from dirt and deposits. Do not use a high pressure cleaner for cleaning.

Please note care instructions at www.IP44.de.

See service documents: Care of stainless steel rustless.

safety:

We point out that the electric connection of light fixtures has to be done by a certified installer.

We assume no accountability for damages which are a result of non-appropriate mounting or application of the luminaire.

Modifications on the luminaire will result in loss of warranty.

Please keep the instructions with the service documents!