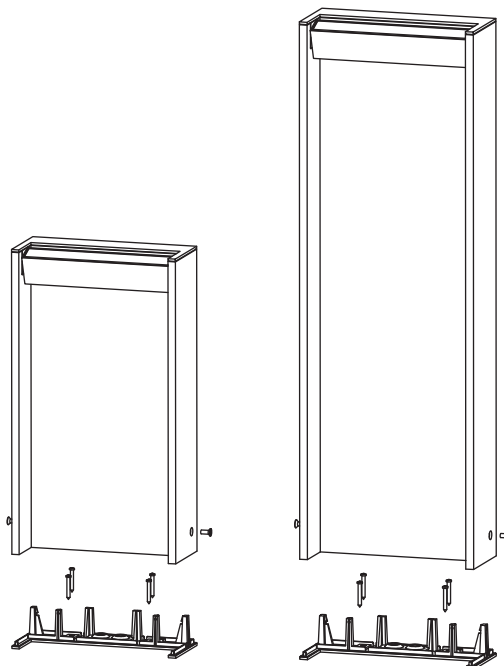


slat 40 poller + slat 70 poller

instructions for use


1. Remove baseplate from light-tube.
2. Conduct mains cable through the baseplate.
3. The baseplate has to be screwed on a foundation with the included fixing material; where necessary prepare a drainage system. Ensure a secure position and flushness with FFL (finished floor level).
4. Connect underground cable with cable connector inside the luminaire. Ensure tight seal of the PG fitting.
5. Slide light-tube onto baseplate and tight countersunk head screws flush and evenly. Avoid pinched cables.

installation: Possibility of through wiring with Y-connector inside luminaire (item no. 55312)



light technology:

230V Power LED / 3000K
system performance: 8 W/294 lm


 EEC


technical information:

operating voltage 230V / 50Hz

 protection class

 safety class 1

 Luminaire is suitable for mounting on normal inflammable fixing surfaces.

 conformity mark

maintenance:

Disconnect the electrical installation.

This luminaire contains built-in LED lamps. The LED lamps can be replaced by IP44.de in case of a failure of the LED. In this case, please get in touch with your retailer.

dimming:

The luminaire can be dimmed with an approved leading- or trailing edge dimmer. Please contact IP44.de service center for a list of approved dimmers.

care:

Regularly clean luminaire from dirt and deposits. Do not use a high pressure cleaner for cleaning. Please note care instructions at www.IP44.de.

safety:

We point out that the electric connection of light fixtures has to be done by a certified installer. We assume no accountability for damages which are a result of non-appropriate mounting or application of the luminaire. Modifications on the luminaire will result in loss of warranty.

note: Moist concrete may be highly alkaline and must not contact the luminaire permanently! Therefore we recommend to provide a sufficient drainage in the installation area and to apply the foundation with a special base-coating.