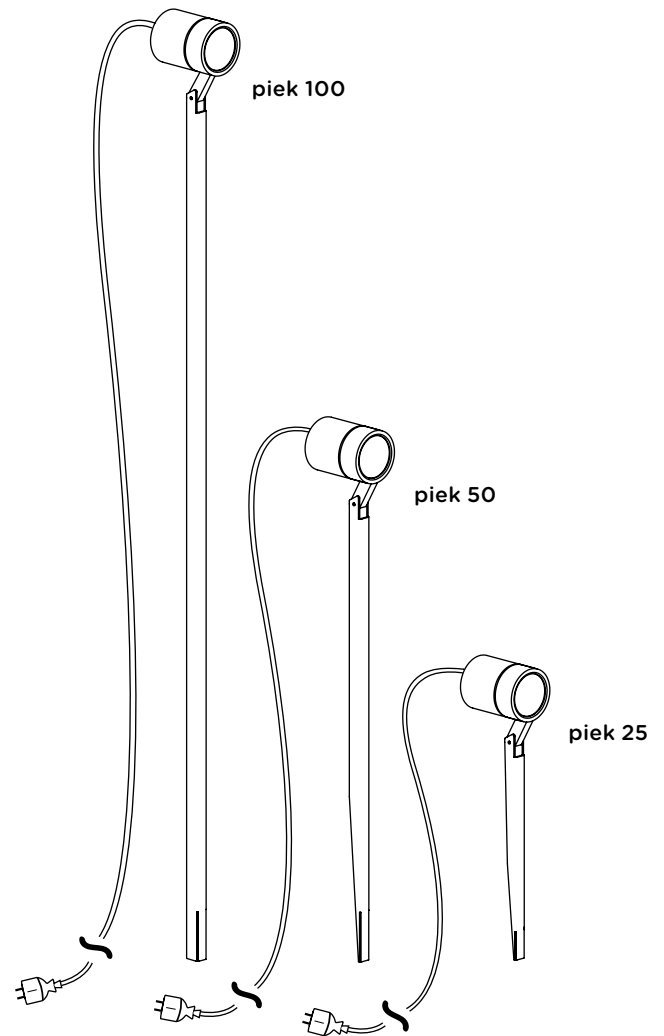


piek

instructions for use


For unpaved beds and greens

1. Stick ground spike in the ground.
2. Provide the electrical connection between safety plug and grounded electrical socket **aboveground**.
3. Optionally fix mains cable in the ground spike.
4. Grounded electrical sockets have to correspond to the essential protection class.
5. The safety plug signals the movability of the luminaire. Please note, that a fixed installation and/or a connection with an earth-joint is not permitted.



light technology:

230V Power LED / 3000K
system performance: 6 W/310 lm

 EEC


technical information:

operating voltage 230V / 50Hz

supply cable H05RN-F 3G0,75

 protection class

 safety class 1

 Luminaire is suitable for mounting on normal inflammable fixing surfaces.

 conformity mark

maintenance:

Disconnect the electrical installation.

This luminaire contains built-in LED lamps. The LED lamps can be replaced by IP44.de in case of a failure of the LED. In this case, please get in touch with your retailer.

dimming:

The luminaire can be dimmed with an approved leading- or trailing edge dimmer. Please contact IP44.de service center for a list of approved dimmers.

care:

Regularly clean luminaire from dirt and deposits. Do not use a high pressure cleaner for cleaning. Please note care instructions at www.IP44.de.

safety:

We point out that the electric connection of light fixtures has to be done by a certified installer. We assume no accountability for damages which are a result of non-appropriate mounting or application of the luminaire. Modifications on the luminaire will result in loss of warranty.

assembly instruction:

The luminaire may not come into contact with highly acidic or alkaline soils, or with other aggressive substances, chemicals or fertilizers.