

## lix

### instructions for use

1. Before using the luminaire for the first time, the battery has to be fully charged with the USB-C-cable, until all four indicator lights turn green. The indicator lights flash green during the charging process, depending on the charging status. The charging process has to be made indoors:
  - 1 indicator light -> up to 25% charging capacity
  - 2 indicator lights -> up to 50% charging capacity
  - 3 indicator lights -> up to 75% charging capacity
  - 4 indicator lights -> 100% charging capacity (after approx. 8 hours charging).The protection class IP44 is guaranteed, when the USB-C-charging socket is covered again by the USB-C-cover after the charging process (picture 2).
2. The flashing of the first green indicator light signals a battery charge of less than 10%.
3. Switching on/off the luminaire by touching the top surface of the luminaire head (picture 1).
4. Dim to amber from colour temperature 2700K to 1800K by touching and holding the top surface of the luminaire head (picture 1). After switching the luminaire off and on again, the last dimming level is activated.
5. With a fully charged battery the luminaire can be used 5 hours (at 2700K) to 48 hours (at 1800K), depending on the dimming level.

### technical information:

LED / 2700K - 1800K dim to amber  
system performance: 4,2 W/200 lm  
lithium-ion battery 2x 2600 mAh  
1,2 m USB-C-cable (included)  
5V DC 1,5A, USB-charger (not included)



IP44 protection class



safety class 3



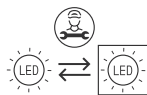
luminaire is suitable for mounting on normal inflammable fixing surfaces.



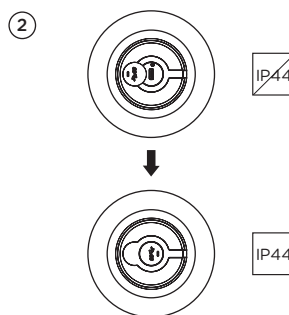
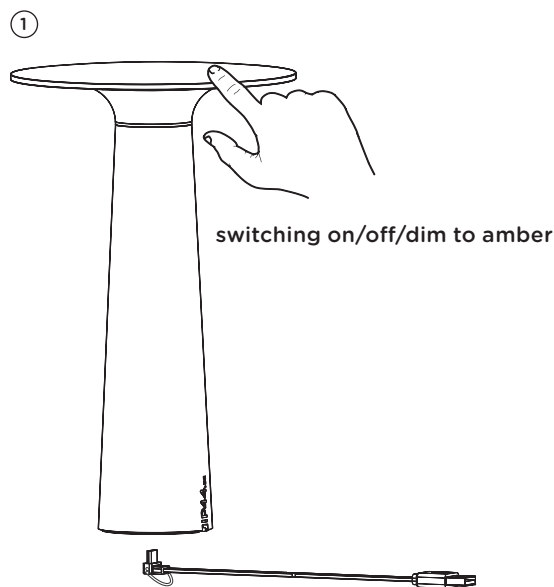
conformity mark



### maintenance:



This product contains built-in LED lamps and a battery. These can be replaced by IP44.DE in case of a failure. In this case, please get in touch with your retailer.



### care:

Regularly clean luminaire from dirt and deposits. Do not use a high pressure cleaner for cleaning. Please note care instructions at [www.IP44.de](http://www.IP44.de).

### safety:

We assume no accountability for damages which are a result of non-appropriate mounting or application of the luminaire. Modifications on the luminaire will result in loss of warranty.

### instruction:

The luminaire may not come into contact with highly acidic or alkaline soils, or with other aggressive substances, chemicals or fertilizers.

### FAQs:

You will find answers to frequently asked questions about the product on our website [www.IP44.de](http://www.IP44.de).