



cut poller Design: IP44.DE



cut poller Design: IP44.DE

Lichttechnik:
230V Power LED
2700K
L70/50.000 h

Reflektor: Flood
dimmbar

Installation:
1x Kabeleinführung;
Anschlussklemme
3x 1,5 mm²;
Anschluss mehrerer Leuchten
durch Sternverdrahtung mit
externem Erd-Abzweigkasten
möglich

Montage:
Bauseitiges Fundament oder
befestigter Untergrund

Material:
Aluminiumguss
pulverbeschichtet
Sicherheitsglas klar

Schutzart:
IP65



Lichtrichtung:



light technology:
230V Power LED
2700K
L70/50.000 h

reflector: flood
dimmbare

installation:
1x cable entry point;
connection terminal
3x 1,5 mm²;
possibility of connection of
several luminaires by star wiring
with external earth distribution
box

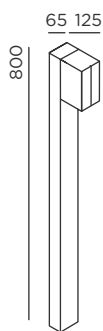
assembly:
on site foundation or
solid ground

material:
aluminium die-casting
powder-coated
safety glass clear




protection class:
IP65



light direction:



Größe in mm
size in mm

| Farbe colour | Art.-Nr. item no. | Systemleistung system performance |
|--|----------------------|--------------------------------------|
|  anthracite RAL 7016 | 91045-AN | 8 W/559 lm |
|  cool brown | 91045-CB | 8 W/559 lm |
|  deep black RAL 9005 | 91045-BL | 8 W/559 lm |

| Zubehör accessory | Artikel article | Art.-Nr. item no. |
|----------------------|--|----------------------|
| | Erd-Abzweigkasten earth distribution box | 55380 |
| | Erdstück anchorage unit | 55099 |