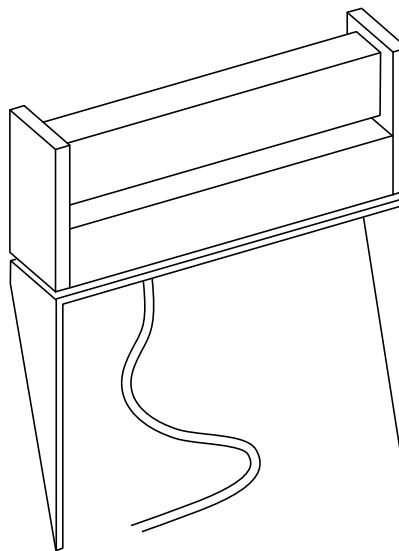


slat spike

instructions for use


For unpaved beds and greens

1. Stick ground spikes in loosened ground.
2. Provide the electrical connection between safety plug and grounded electrical socket **aboveground**.
3. Grounded electrical sockets have to correspond to the essential protection class.
4. The safety plug signals the movability of the luminaire. Please note, that a fixed installation and/or a connection with an earth-joint is not permitted.



light technology:

IvyLight-technology
230V Power LED / 3000K
system performance: 8 W/180 lm


 EEC

technical information:

operating voltage 230V / 50Hz
supply cable H05RN-F 3G0,75

 protection class

 safety class 1

 Luminaire is suitable for mounting on normal inflammable fixing surfaces.

 conformity mark

maintenance:

Disconnect the electrical installation.

This luminaire contains built-in LED lamps. The lamps cannot be replaced in the luminaire.

dimming:

The luminaire can be dimmed with an approved leading- or trailing edge dimmer. Please contact IP44.de service center for a list of approved dimmers.

care:

Regularly clean luminaire from dirt and deposits. Do not use a high pressure cleaner for cleaning.

Please note care instructions at www.IP44.de.

safety:

We point out that the electric connection of light fixtures has to be done by a certified installer.

We assume no accountability for damages which are a result of non-appropriate mounting or application of the luminaire.

Modifications on the luminaire will result in loss of warranty.

assembly instruction:

The luminaire may not come into contact with highly acidic or alkaline soils, or with other aggressive substances, chemicals, fertilizers or bark mulch.